



1
2
3
4
5
6
7
8
9
10
11
12
13
14
15
16
17
18
19
20
21
22
23

PCTF Assurance Maturity Model Draft Recommendation V1.0

This Draft Recommendation has been developed by the [Digital ID & Authentication Council of Canada](#) (DIACC) Trust Framework Expert Committee (TFEC). The TFEC operates under the controlling policies of the DIACC. Comments submitted by the public are subject to the [DIACC Contributor Agreement](#).

DIACC expects to modify and improve this Draft Recommendation based upon public comments. The purpose of the open commentary is to ensure transparency in development and diversity of truly Pan-Canadian input. Comments made during the review will be considered for incorporation to the next draft. DIACC will prepare a disposition of comments to provide transparency with regard to how each comment was handled.

Forthcoming PCTF releases will expand, clarify, and refine the content of this document.

Table of Contents

25	1. Document Conventions
26	2. Introduction
27	2.1. The Traditional Approach
28	2.1.1. The Whistleblower: An Illustrative Use Case
29	2.1.2. The need for an evolutionary approach
30	3. The Pan-Canadian Trust Framework Assurance Maturity Model
31	3.1. Model 1: Traditional Levels of Assurance (Traditional LoA)
32	3.1.1. Traditional Levels of Assurance and the Whistleblower Example
33	3.2. Model 2: Discrete Levels of Assurance (Discrete LoA)
34	3.2.1. Discrete Levels of Assurance and the Whistleblower Example
35	3.3. Model 3: Vectors of Trust (VoT)
36	3.3.1. Vectors of Trust and the Whistleblower Example
37	3.3.2. Interoperability with Model 1 and 2 implementations: PCTF Component
38	Vectors of Trust
39	3.3.3. PCTF Component Vectors of Trust Explained
40	3.3.3.1. Authentication (“T”)
41	3.3.3.2. Verified Person (“H”)
42	3.3.3.3. Verified Organization (“O”)
43	3.3.3.4. Credentials (Relationships & Attributes) (“R”)
44	3.3.3.5. Privacy (“V”)
45	3.3.3.6. Notice & Consent (“N”)
46	3.3.3.7. Infrastructure (Technology & Operations) (“S”)
47	3.3.4. PCTF Component Vectors of Trust and the Whistleblower Example
48	4. Concurrent Support for all Maturity Models
49	5. Mapping the Three Models
50	5.1. PCTF Component Maps
51	5.1.1. Authentication Map
52	5.1.2. Verified Person Map
53	5.1.3. Verified Organization Map
54	5.1.4. Credential (Relationships & Attributes) Map
55	5.1.5. Privacy Map
56	5.1.6. Notice & Consent Map
57	5.1.7. Infrastructure (Technology & Operations) Map
58	5.2. New Vectors of Trust Maps
59	5.2.1. Identity Assurance
60	5.2.2. Identity Assurance Map
61	5.2.3. Primary Credential Usage
62	5.2.4. Primary Credential Usage Map
63	5.2.5. Primary Credential Management
64	5.2.6. Credential Management Map
65	5.2.7. Assertion Presentation
66	5.2.8. Presentation Assurance Map
67	6. Risk Evaluation

- 68 7. [References](#)
- 69 8. [PCTF Vectors of Trust Standard Specification](#)
- 70 8.1. [Trustmark URL](#)
- 71 8.2. [Vectors of Trust Component Registry](#)
- 72 9. [Revision History](#)

73 1. Document Conventions

74 In this document, terms that are capitalized and presented *in italics* are terms (e.g.
75 *Credential*) that are defined by the [PCTF Glossary V1.0](#).

76 2. Introduction

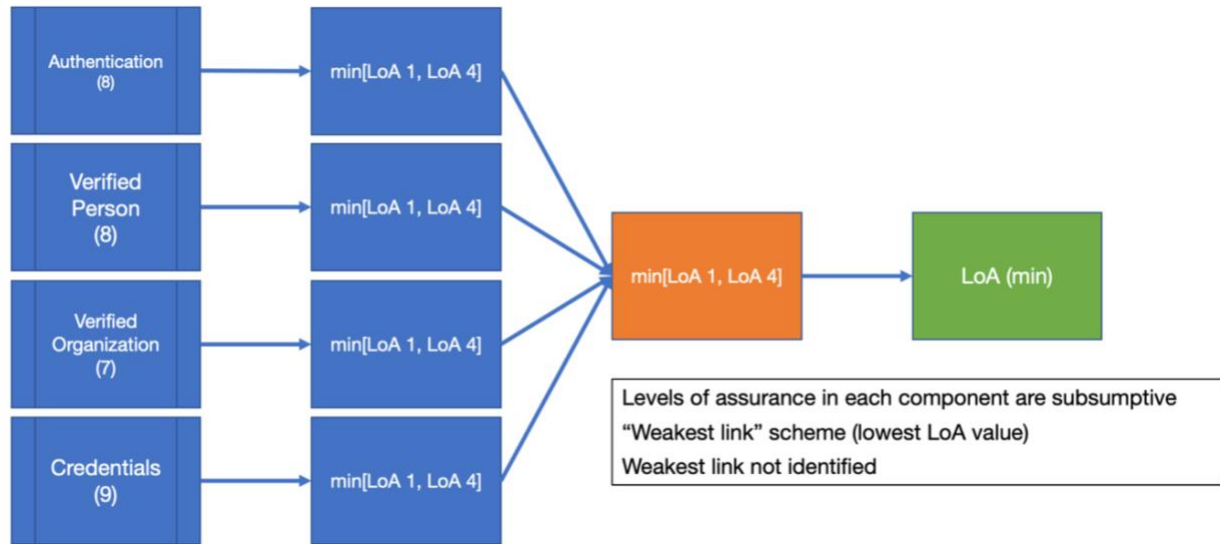
77 It is essential that *Participants* in a digital ecosystem have a way to evaluate the
78 robustness and trustworthiness of transactions within that ecosystem. In order to do so,
79 *Participants* must share a common vocabulary that describes the level of confidence
80 they can associate with an *Entity* or transaction, as well as a common way in which to
81 determine that level of confidence.

82 In the Pan-Canadian Trust Framework™ (PCTF), a *Level of Assurance* (LoA)
83 represents the level of confidence an *Entity* may place in the processes and other
84 conformance criteria defined in any given component of the PCTF. *Levels of Assurance*
85 are elemental in creating networks of trust. Levels of Assurance models only work if all
86 *Participants* in a digital ecosystem are able to interpret them consistently. It is therefore
87 critical that all *Participants* in an ecosystem agree upon a minimum set of criteria for
88 each *Level of Assurance*. Only then will a *Relying Party* in that ecosystem be able to
89 properly evaluate the risks inherent in a relationship or transaction, and the *Level of*
90 *Assurance* that can be placed in *Participants*, *Credentials*, and those transactions. The
91 components of the PCTF describe the detailed conformance criteria that should be used
92 to evaluate such *Levels of Assurance* in the context of a given PCTF component. This
93 document provides guidance regarding how to use those criteria in order to properly
94 classify *Levels of Assurance*.

95 2.1 The Traditional Approach

96 When the PCTF was introduced, the most broadly accepted approach to *Levels of*
97 *Assurance* was as depicted in Figure 1.

98



99

100 **Figure 1: Traditional Levels of Assurance Model**

101 (Note: The number appearing below each component's name in Figure 1 indicates the
 102 number of *Trusted Processes* described in that component as of PCTF Version 1.0)

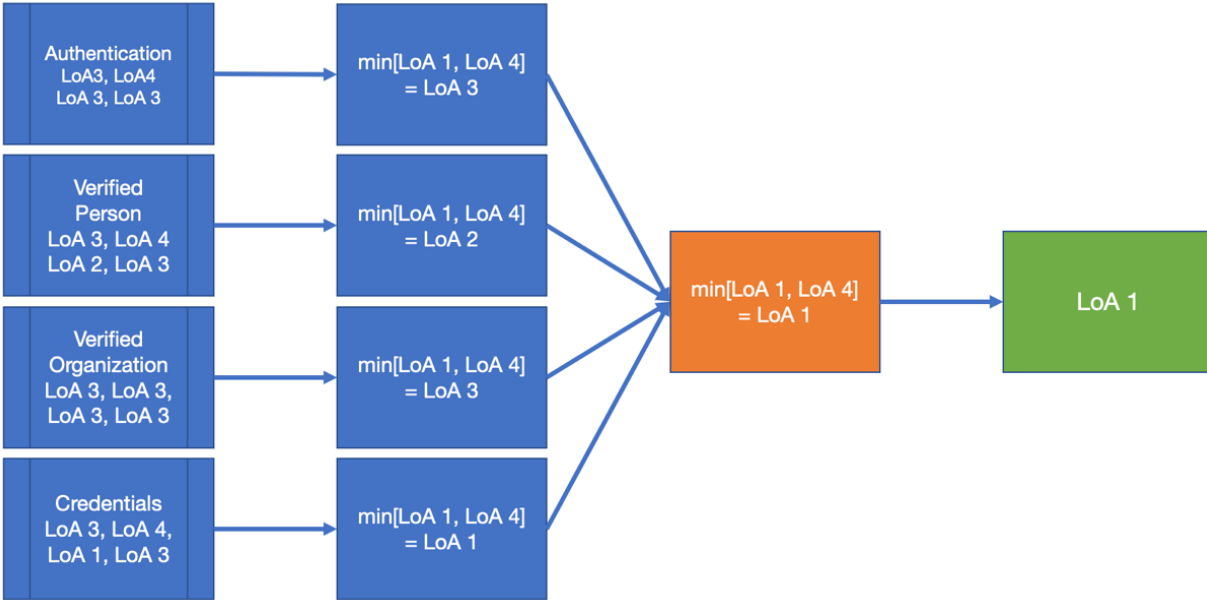
103 This approach follows a simple, 3-step process to determine a transaction's *Level of*
 104 *Assurance*:

- 105 1. Relevant conformance criteria in each component are evaluated to determine
 106 which LoA has been achieved for each criterion.
- 107 2. The *Level of Assurance* for a specific component is equal to the lowest LoA
 108 assessed across all of the relevant criteria for that PCTF component.
- 109 3. The overall *Level of Assurance* is equal to the lowest LoA assessed across all of
 110 the PCTF components.

111 This is a weakest link scheme. That is, the highest *Level of Assurance* that can be
 112 achieved is that of the weakest of the criteria.

113 For example, consider a scenario where the relevant criteria are as follows:

- 114 • Authentication criteria assessment: Criterion 1: LoA 3; Criterion 2:
 115 LoA 3; Criterion 3: LoA 3; Criterion 4: LoA 3
- 116 • Verified Person criteria assessment: Criterion 1: LoA 3; Criterion 2:
 117 LoA 3; Criterion 3: LoA 2; Criterion 4: LoA 3
- 118 • Verified Organization criteria assessment: Criterion 1: LoA 3; Criterion 2: LoA
 119 3; Criterion 3: LoA 3; Criterion 4: LoA 3
- 120 • Credentials criteria assessment: Criterion 1: LoA 3; Criterion 2: LoA 3; Criterion
 121 3: LoA 1; Criterion 4: LoA 3



122

123 **Figure 2: Sample evaluation using the PCTF's inaugural conformance criteria**

124 As shown in Figure 2, given these conditions the *Level of Assurance* associated with
 125 the scenario would be LoA 1, which is the level associated with the criterion or criteria
 126 that are weakest.

127 Though this is a weakest link scheme, this approach does not necessitate that the
 128 weakest link(s) are identified to the *Relying Party*. Nor are the strongest links identified.
 129 This can present challenges to *Relying Parties* attempting to implement a risk-based
 130 approach to assurance, as it cannot sufficiently deal with many use cases.

131 2.1.1 The Whistleblower: An Illustrative Use Case

132 Consider, for example, the case of a fictitious whistleblower. In our example someone
 133 has learned that a group they are a member of is engaging in unlawful, immoral, or
 134 even a life-endangering activity. They need to make this activity known in order to
 135 preserve the integrity of the group and protect the lives of those impacted. They must
 136 remain anonymous. Exposing their identity might result in their dismissal from the
 137 group, removing their ability to surface the wrongdoing and, more importantly,
 138 preventing them from mitigating the harm it causes. In addition, exposure of their
 139 identity may cause irreparable damage to their career or ability to earn income. In
 140 extreme cases it might also put their lives, or the lives of their friends and family, in
 141 danger.

142 In a typical digital transaction, a key question is, "Do I know this person (or Entity) and
 143 are they whom they claim to be?". However, in this case our *Subject* will never divulge
 144 their true identity. Thus, once they have made initial contact and proven their validity as
 145 an insider (e.g., by providing verifiable information that proves their provenance) that

146 question becomes, "Is this the person with whom I have been dealing with previously?".
147 Once we trust them, we need to ensure we can trust things such as whether their
148 account has been compromised, that nobody has assumed their identity, that they are
149 using strong cryptographic authentication, and that the digital activity is not vulnerable to
150 a person-in-the-middle attack.

151 A digital transaction of this nature might possess the following attributes:

- 152 • Identity:
 - 153 ○ Self-asserted, consistent over time
- 154 • Credentials:
 - 155 ○ Session cookies
 - 156 ○ Known Device
 - 157 ○ Shared secret
 - 158 ○ Cryptographic asymmetric key
 - 159 ○ Sealed hardware token
 - 160 ○ Full proofing required for every issuance or rotation, revoked when
 - 161 suspicious activity detected
- 162 • Assertion Presentation:
 - 163 ○ Signed verifiable assertion, passed through a back channel
 - 164 ○ Assertion encrypted in the *Relying Party's* key

165 Even though a transaction with these characteristics is likely sufficiently robust for this
166 whistleblower case, the fact that it uses a self-asserted identity – which the criteria
167 classify as an LoA 1-level identity – will cause the entire transaction to be evaluated as
168 LoA 1 under this assurance scheme. Thus, it would likely be assessed by a *Relying*
169 *Party* as untrustworthy. Since this scheme delivers a single *Level of Assurance*, the
170 *Relying Party* would have no way of knowing that it is sufficiently robust for the use
171 case, nor would they know why it was assessed as LoA1. They would be unaware that
172 the transaction was authenticated at LoA 3, and it was evaluated overall at LoA 1 solely
173 due to the fact the identity was self-asserted.

174 2.1.2 The need for an evolutionary approach

175 There are many use cases where a weakest-link scheme such as this is insufficient.
176 However, weakest-link schemes such as these have been widely adopted and cannot
177 be ignored. Thus, it is clear the PCTF requires an evolutionary approach that offers
178 *Relying Parties* a range of assurance options that enable them to begin with today's
179 widely used models and evolve as needed to address their own risks and requirements.

180 3. The Pan-Canadian Trust Framework 181 Assurance Maturity Model

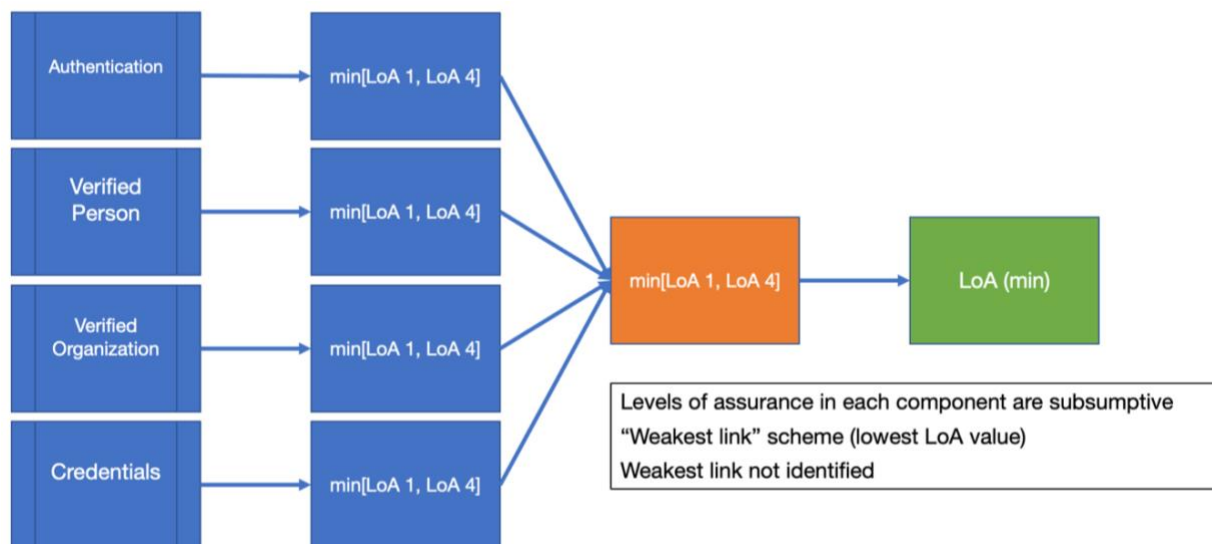
182 The Pan-Canadian Trust Framework Assurance Maturity Model consists of three,
183 interoperable models of maturity:

- 184 1. Traditional Levels of Assurance.
- 185 2. Discrete Levels of Assurance.
- 186 3. Vectors of Trust.

187 While this represents an evolutionary model, it should be noted that there is no
188 requirement for practitioners to adopt any of the models. Practitioners may begin at any
189 point in the model, may move directly to any other model, and need not have previously
190 adopted any other model.

191 3.1 Model 1: Traditional Levels of Assurance 192 (Traditional LoA)

193 The Traditional Levels of Assurance model originally described earlier becomes the
194 basis for maturity Model 1. This represents the most broadly implemented assurance
195 scheme at the time of this writing and provides an on-ramp to the PCTF for those who
196 have currently implemented this scheme.



197

198 **Figure 3: Traditional Levels of Assurance**

199 In this model, *Levels of Assurance* range from "LoA 1", which is least trustworthy, to
200 "LoA 4", which is most trustworthy. LoA 4 typically addresses very high security use
201 cases and is used primarily by public sector practitioners. Most PCTF Version 1
202 Conformance Profiles do not define conformance criteria for LoA 4. Each *Level of*
203 *Assurance* is typically subsumptive, and includes most, or all, of the criteria for all of the
204 levels below it (i.e.: those with smaller numbers). In a Traditional LoA scheme,
205 assurance levels are typically broadly characterized as outlined in Figure 4.

Status: DIACC Draft Recommendation

This Draft Recommendation has been prepared for community input and is approved by the DIACC Trust Framework Expert Committee. For more information, please contact review@diacc.ca.

Assurance Level	Description
Level 1	<ul style="list-style-type: none"> • Satisfies all Level 1 Conformance Criteria for the appropriate PCTF component • Little or no confidence required • Little confidence required that an Entity has maintained control over a Credential that has been entrusted to them and that the Credential has not been compromised
Level 2	<ul style="list-style-type: none"> • Satisfies all Level 2 Conformance Criteria for the appropriate PCTF component • Some confidence required • Some confidence required that an Entity has maintained control over a Credential that has been entrusted to them and that the Credential has not been compromised
Level 3	<ul style="list-style-type: none"> • Satisfies all Level 3 Conformance Criteria for the appropriate PCTF component • High degree of confidence required • High confidence required that an Entity has maintained control over a Credential that has been entrusted to them and that the Credential has not been compromised
Level 4	<ul style="list-style-type: none"> • Satisfies all Level 4 Conformance Criteria for the appropriate PCTF component • Very high degree of confidence required • Very high confidence required that an Entity has maintained control over a Credential that has been entrusted to them and that the Credential has not been compromised • Note: Most PCTF Version 1 Conformance Profiles do not define criteria for LoA 4.

206 **Figure 4. Assurance Levels (Illustrative)**

207 (Note: The examples in Figure 4 are illustrative. Please consult the PCTF components'
 208 Conformance Criteria for the latest information.)

209 Evaluation of Traditional Levels of Assurance follows a 3-step process:

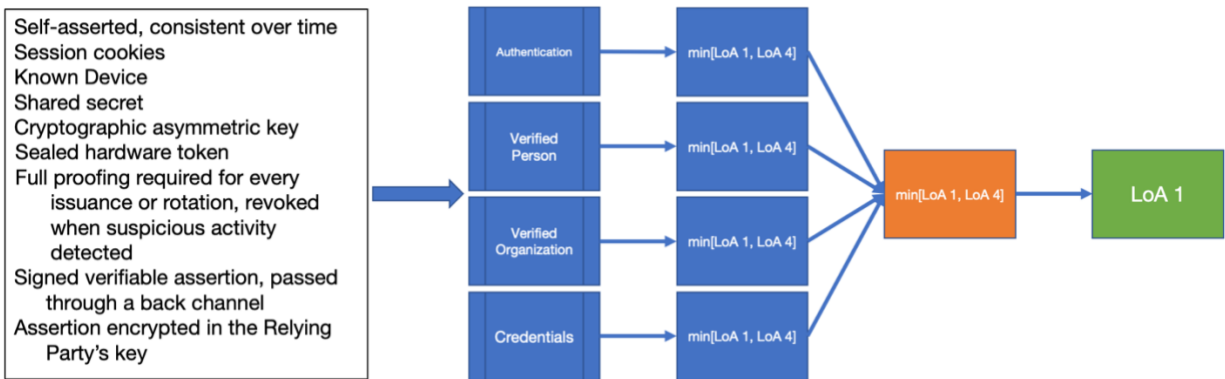
- 210 1. Relevant conformance criteria in each component are evaluated to determine
 211 which LoA has been achieved for each criterion.

- 212 2. The *Level of Assurance* for a specific component is equal to the lowest LoA
 213 assessed across all of the relevant criteria for that PCTF component.
 214 3. The overall *Level of Assurance* is equal to the lowest LoA assessed across all of
 215 the PCTF components.

216 This is a weakest link scheme. That is, the highest *Level of Assurance* that can be
 217 achieved is that of the weakest of the criteria.

218 3.1.1 Traditional Levels of Assurance and the Whistleblower Example

219 If we carry forward the parameters discussed in our earlier whistleblower example, the
 220 fact that the whistleblower presented a self-asserted identity – which meets the criteria
 221 for LoA 1 – will result in this entire transaction being assessed at LoA 1.



222
 223 **Figure 5: Whistleblower example and Traditional Levels of Assurance (Illustrative)**

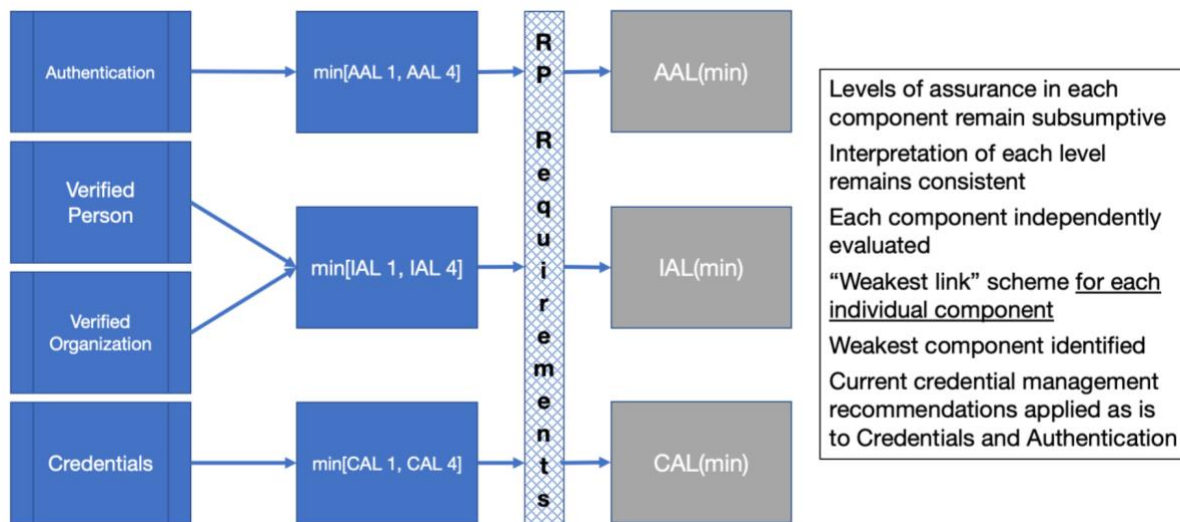
224 As demonstrated in the application of the Traditional Levels of Assurance to the
 225 whistleblower example, the challenge of a Traditional Levels of Assurance scheme is
 226 that it can be difficult, usually impossible, for the *Relying Party* to determine where the
 227 weakest link lies, or where there are strengths. *Relying Parties* need a way to
 228 independently assess the many different threats present in a Digital Ecosystem such as:

- 229 • Whether the *Identity* of a *Subject* is consistent over time.
- 230 • Whether it is likely that an imposter is using the Identity.
- 231 • Whether the *Credentials* in use are robust or vulnerable.
- 232 • Whether the *Credentials* in use are well managed and best practices for
 233 *Credential hygiene* are in use.
- 234 • Whether the transaction was transmitted robustly and was unlikely subject to
 235 spoofing or unintended information disclosure.

236 The second model of the PCTF Assurance Maturity Model begins to address that.

237 **3.2 Model 2: Discrete Levels of Assurance (Discrete**
 238 **LoA)**

239 Model 2 of the maturity model introduces Discrete Levels of Assurance. Discrete LoA
 240 breaks the bonds between the individual components of the assurance scheme and
 241 enables independent evaluation of authentication assurance levels (AAL), identity
 242 assurance levels (IAL), and credential assurance levels (CAL). It places more emphasis
 243 on the *Relying Party's* requirements through increased attention to threat-risk analysis.
 244 It also aligns the conformance criteria with the *Relying Party's* identified risks and
 245 ensures they are evaluated in a manner commensurate with those risks.



247 **Figure 6: Discrete Levels of Assurance**

248 Evaluation of Discrete Levels of Assurance is as follows:

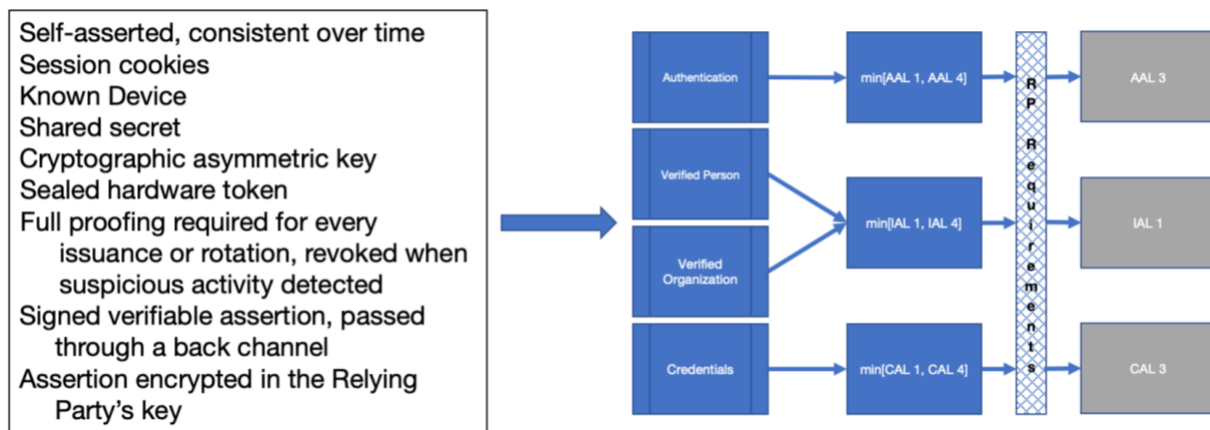
- 249
- 250 1. Relevant conformance criteria in each component are evaluated to determine which LoA has been achieved for each criterion.
 - 251 2. The *Level of Assurance* for a specific component is equal to the lowest LoA assessed across all of the relevant criteria for that PCTF component.
 - 252 3. The *Level of Assurance* for each component is reported independently.
- 253

254 Characterization of Discrete Levels of Assurance remains consistent with the
 255 characteristics outlined in Figure 4, though each individual component is characterized
 256 independently of the others. Though it may appear in Figure 6 that assessment of a
 257 Verified Person and Verified Organization are combined in the assessment of an IAL,
 258 an *Entity* would be either a Verified Person or a Verified Organization, though not both.
 259 Thus, only one of those would be applicable to an *Entity* and would be considered
 260 during evaluation of its IAL.

261 **Note:** Most PCTF Version 1 Conformance Profiles do not provide conformance criteria
262 for assurance at level 4.

263 The Discrete LoA approach is very similar to the Traditional LoA approach, though
264 possesses some important advantages. It removes the weakest-link approach to *Levels*
265 *of Assurance* found in the Traditional approach and enables *Relying Parties* to consider
266 the strength and robustness of each component of a digital transaction independently. It
267 also places emphasis on the evaluation of risks in the context of each individual *Relying*
268 *Party*. To illustrate the differences, let's revisit the whistleblower example.

269 3.2.1 Discrete Levels of Assurance and the Whistleblower Example



271 **Figure 7: Whistleblower example and Discrete Levels of Assurance (Illustrative)**

272 Using the Discrete LoA approach to evaluate these parameters, the *Relying Party* is
273 now able to understand that, though the identity proofing was evaluated at the lowest
274 *Level of Assurance* (IAL 1), the whistleblower is using a very strong credential (CAL 3)
275 with strong authentication (AAL 3). This provides them with key information to help them
276 to answer the question posed earlier, "Is this the same person I have been transacting
277 with?".

278 A key advantage of the Discrete LoA approach is that it can be implemented through
279 the assessment of existing PCTF Conformance Criteria. In a sense, it provides better
280 acuity by removing a step from the Traditional LoA approach (i.e.: component
281 aggregation and minimization).

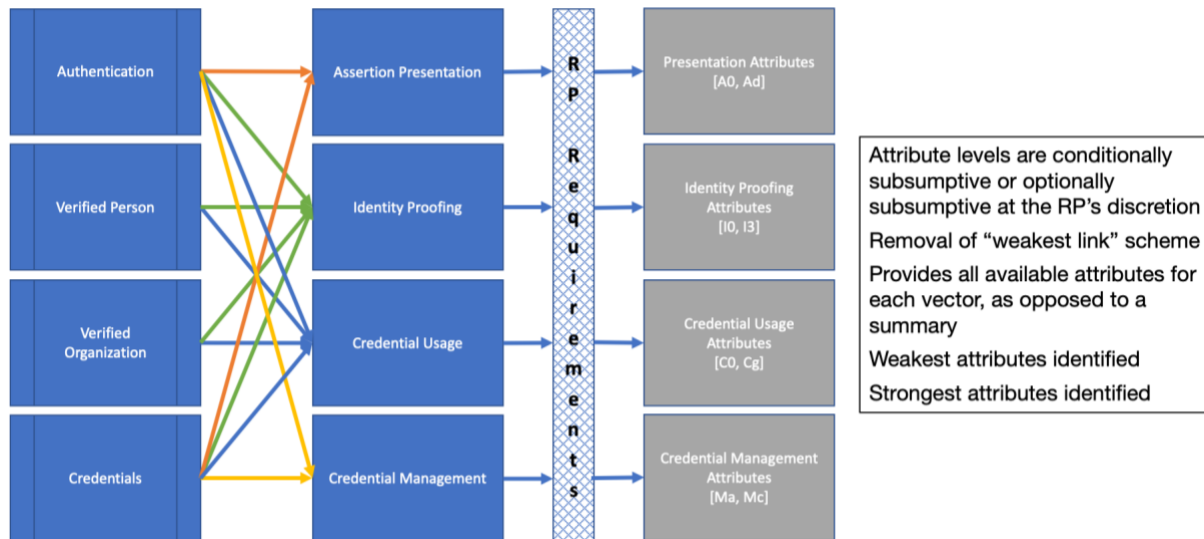
282 3.3 Model 3: Vectors of Trust (VoT)

283 Though the Discrete LoA approach provides much more acuity and flexibility than a
284 Traditional LoA approach, like the Traditional LoA scheme it is an aggregate approach
285 that does not specifically identify the rationale for an assigned *Level of Assurance*, the
286 weakest link, nor the specific strengths. For example, even though in our whistleblower

287 example it provides better information in that the *Relying Party* knows that the AAL and
 288 CAL are strong, and that the weakest component is identity, it does not inform the
 289 *Relying Party* what aspect of identity is weak. The *Relying Party* may be unaware that
 290 the identity is consistent over time, which is an important consideration in the example,
 291 and key to answering the question "Is this the person with whom I have been dealing in
 292 the past?".

293 This is just one example of a scenario that illustrates the immediate need for the ability
 294 to evaluate different threats independently. The PCTF Assurance Maturity Model
 295 addresses this need in its third model of maturity, Vectors of Trust.

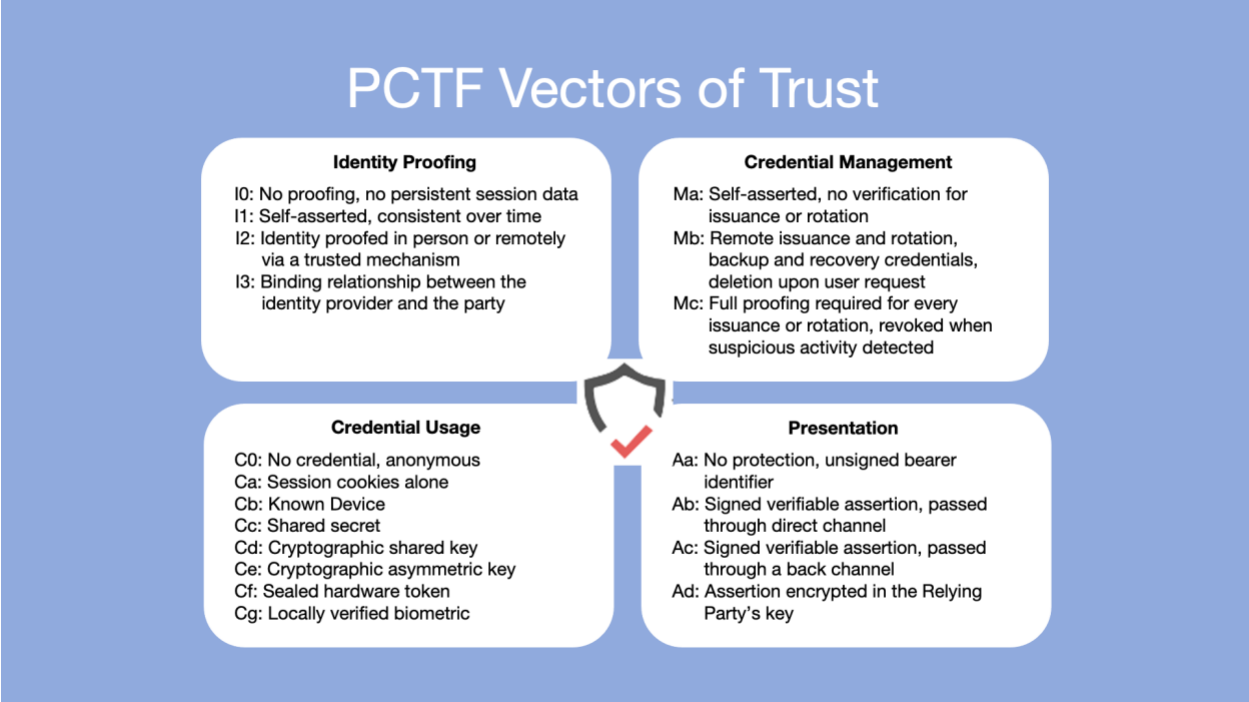
296 The Vectors of Trust approach to assurance provides detailed information regarding
 297 each of a transaction's potential threat vectors. This provides the *Relying Party* with
 298 information that enables them to better evaluate the risk associated with the transaction,
 299 and that is much more actionable.



300

301 **Figure 8: Vectors of Trust Assurance Model**

302 The PCTF Vectors of Trust scheme includes details for four new vector components, as
 303 outlined in Figure 9.



304

305 **Figure 9: PCTF Vectors of Trust (New)**

306 The Vectors of Trust approach to assurance:

- 307 • Enables the *Relying Party* to assess risk with better acuity than Traditional LoA
- 308 and Discrete LoA schemes.
- 309 • Enables *Relying Parties* to decide which components are relevant to their risks or
- 310 request only the components they need.
- 311 • Is flexible in its implementation.
- 312 • Can be mapped to Traditional LoA and Discrete LoA schemes for interoperability.
- 313 • Is not subject to inconsistencies in evaluation of LoA levels or to LoA level drift.
- 314 • Does not require recalibration to account for new technologies and best
- 315 practices.
- 316 • Provides insight into a transaction's specific strengths and weaknesses.
- 317 • Is extensible as the PCTF grows.
- 318 • Is designed to evolve with new technologies and best practices.

319 While the PCTF provides a set of baseline vectors and attributes, *Relying Parties* and

320 *Participants* can negotiate specific attributes that best meet their needs and address

321 their specific risks. This may include additional vector components, and some, all, or

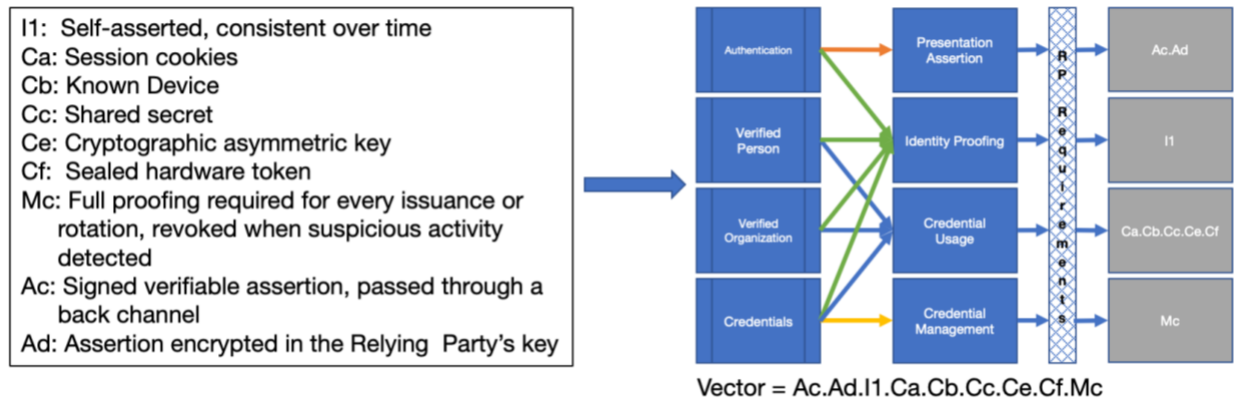
322 none of the baseline vector components.

323 **3.3.1 Vectors of Trust and the Whistleblower Example**

324 The Vectors of Trust approach expresses assurance in a much different way that the

325 Traditional LoA and Discrete LoA approaches. Rather than provide a single, composite

326 LoA measure as in the case of a Traditional LoA scheme, or four composite LoA
 327 measures in the case of a Discrete LoA scheme, a Vectors of Trust scheme provides a
 328 single vector that contains an expression of every component that is relevant to the
 329 transaction. To demonstrate how this works, let's return to our whistleblower example.



330

331 **Figure 10: Whistleblower example and Vectors of Trust (Illustrative)**

332 Using a Vectors of Trust approach, the *Relying Party* is provided with the vector
 333 "Ac.Ad.I1.Ca.Cb.Cc.Ce.Cf.Mc". This vector is interpreted using the scheme outlined in
 334 Figure 10, as follows:

- 335 • Authentication:
 - 336 ○ Ac: Signed verifiable assertion, passed through a back channel
 - 337 ○ Ad: Assertion encrypted in the *Relying Party's* key
- 338 • Identity:
 - 339 ○ I1: Self-asserted, consistent over time
- 340 • Credential Usage:
 - 341 ○ Ca: Session cookies
 - 342 ○ Cb: Known Device
 - 343 ○ Cc: Shared secret
 - 344 ○ Ce: Cryptographic asymmetric key
 - 345 ○ Cf: Sealed hardware token
- 346 • Credential Management:
 - 347 ○ Mc: Full proofing required for every issuance or rotation, revoked when
 - 348 suspicious activity detected

349 With this level of detail, the *Relying Party* can clearly determine, based upon their own
 350 priorities and risk tolerances, whether they can trust this transaction. Thus, they can
 351 definitively answer the question, "Is this likely to be the person with whom I have been
 352 previously transacting?".

353 3.3.2 Interoperability with Model 1 and 2 implementations: PCTF 354 Component Vectors of Trust

355 At the time this document was created Traditional LoA and Discrete LoA were the most
 356 commonly implemented assurance schemes, with Traditional LoA being the most
 357 commonly encountered model. Since an objective of this maturity model is to enable
 358 *Entities* working with all three schemes to collaborate, there is a need for interoperability
 359 between those models and PCTF Vectors of Trust. To address this, the PCTF Vectors
 360 of Trust scheme also includes seven specific dimensions, each aligned to a component
 361 of the PCTF (Table 1).

PCTF Component Name	Demarcator Symbol	Defined Values	Notes
Authentication	T	0, 1, 2, 3, 4	Numeric value corresponds to LoA Achieved via Model 1 or Model 2
Verified Person	H	0, 1, 2, 3, 4	Numeric value corresponds to LoA Achieved via Model 1 or Model 2
Verified Organization	O	0, 1, 2, 3, 4	Numeric value corresponds to LoA Achieved via Model 1 or Model 2
Credential (Relationships & Attributes)	R	0, 1, 2, 3, 4	Numeric value corresponds to LoA Achieved via Model 1 or Model 2
Privacy	V	0, 1	0 = Not conformant; 1 = Conformant
Notice & Consent	N	0, 1	0 = Not conformant; 1 = Conformant
Infrastructure (Technology & Operations)	S	0, 1	0 = Not conformant; 1 = Conformant

362 **Figure 11: PCTF Component Vectors of Trust Dimensions and Defined Values**

363 Use of the PCTF Component Vectors of Trust enable *Entitles* and *Relying Parties* using
 364 Model 1 or Model 2 to continue to evaluate and assess risk without modification while
 365 providing an additional level of acuity to those using Model 3.

366 3.3.3 PCTF Component Vectors of Trust Explained

367 3.3.3.1 Authentication (“T”)

368 The Authentication dimension of the PCTF Vectors of Trust should express the single
369 value of the lowest LOA assessed against the PCTF Authentication component's
370 conformance criteria. For example, a conformance assessment of LOA 2 against
371 Authentication conformance criteria would be expressed as "T2". The value "T0" may be
372 used to document an assessment that found no conformance with any LOA defined by
373 the Authentication component. If an assessment of conformance against the
374 Authentication component has not been performed, a "T" component must not be
375 included in a vector.

376 **3.3.3.2 Verified Person ("H")**

377 The Verified Person dimension of the PCTF Vectors of Trust should express the single
378 value of the lowest LOA assessed against the PCTF Verified Person conformance
379 criteria. For example, a conformance assessment of LOA 2 against Verified Person
380 conformance criteria would be expressed as "H2". The value "H0" may be used to
381 document an assessment that found no conformance with any LOA defined by the
382 Verified Person component. If an assessment of conformance against the Verified
383 Person component has not been performed, an "H" component must not be included in
384 a vector.

385 **3.3.3.3 Verified Organization ("O")**

386 The Verified Organization dimension of the PCTF Vectors of Trust should express the
387 single value of the lowest LOA assessed against the PCTF Verified Organization
388 conformance criteria. For example, a conformance assessment of LOA 2 against
389 Verified Organization conformance criteria would be expressed as "O2". The value "O0"
390 may be used to document an assessment that found no conformance with any LOA
391 defined by the Verified Organization component. If an assessment of conformance
392 against the Verified Organization component has not been performed, an "O"
393 component must not be included in a vector.

394 **3.3.3.4 Credentials (Relationships & Attributes) ("R")**

395 The Credentials (Relationships & Attributes) dimension of the PCTF Vectors of Trust
396 should express the single value of the lowest LOA assessed against the PCTF
397 Credentials (Relationships & Attributes) conformance criteria. For example, a
398 conformance assessment of CAL 2 against Credentials (Relationships & Attributes)
399 conformance criteria would be expressed as "R2". The value "R0" may be used to
400 document an assessment that found no conformance with any LOA defined by the
401 Credentials (Relationships & Attributes) component. If an assessment of conformance
402 against the Credentials (Relationships & Attributes) component has not been
403 performed, a "R" component must not be included in a vector.

404 **3.3.3.5 Privacy ("V")**

405 The Privacy dimension of the PCTF Vectors of Trust should express that conformance
 406 has been assessed against the criteria for the PCTF Privacy component. For example,
 407 an assessment of “conforming” would be expressed as “V1”. The value “V0” may be
 408 used to document an assessment of “not conforming” to the Privacy component. If an
 409 assessment of conformance against the Privacy component has not been performed, a
 410 “V” component must not be included in a vector.

411 **3.3.3.6 Notice & Consent (“N”)**

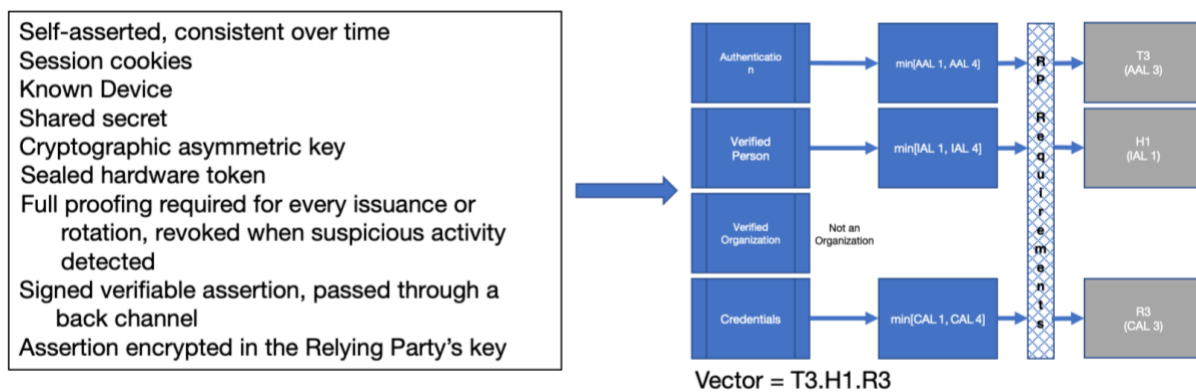
412 The Notice & Consent dimension of the PCTF Vectors of Trust should express that
 413 conformance has been assessed against the criteria for the PCTF Notice & Consent
 414 component. For example, an assessment of “conforming” would be expressed as “N1”.
 415 The value “N0” may be used to document an assessment of “not conforming” to the
 416 Notice & Consent component. If an assessment of conformance against the Notice &
 417 Consent component has not been performed, a “N” component must not be included in
 418 a vector.

419 **3.3.3.7 Infrastructure (Technology & Operations) (“S”)**

420 The Infrastructure (Technology & Operations) dimension of the PCTF Vectors of Trust
 421 should express that conformance has been assessed against the criteria for the PCTF
 422 Infrastructure (Technology & Operations) component. For example, an assessment of
 423 “conforming” would be expressed as “S1”. The value “S0” may be used to document an
 424 assessment of “not conforming” to the Infrastructure (Technology & Operations)
 425 component. If an assessment of conformance against the Privacy component has not
 426 been performed, a “S” component must not be included in a vector.

427 **3.3.4 PCTF Component Vectors of Trust and the Whistleblower Example**

428 Returning to our whistleblower example, the PCTF Component Vectors of Trust would
 429 be evaluated as depicted in Figure 12.



430
 431 **Figure 12: Whistleblower example and Component Vectors of Trust (Illustrative)**

432 Using a Vectors of Trust approach, the *Relying Party* is provided with the vector
433 “T3.H1.R3”. This vector is interpreted using the scheme outlined in Figure 12, as
434 follows:

- 435 • Authentication:
 - 436 ○ T3: Assessed at PCTF LOA 3 or AAL3 – the system has used strong
 - 437 authentication processes
- 438 • Verified Person:
 - 439 ○ H1: Assessed at PCTF LOA 1 or IAL 1 – the system does not know the
 - 440 identity of the person, though assesses it is the same person that was
 - 441 previously transacted with
- 442 • Verified Organization:
 - 443 ○ Since there is no organization involved, conformance with Verified
 - 444 Organization was not assessed and was not included
- 445 • Credentials (Relationships & Attributes):
 - 446 ○ R3: Assessed at PCTF LOA 3 or CAL 3 – the system has used strong
 - 447 processes to document an attribute (e.g. characteristic or qualifier) of the
 - 448 person
- 449 • Privacy:
 - 450 ○ Conformance was not assessed
- 451 • Notice & Consent:
 - 452 ○ Conformance was not assessed
- 453 • Infrastructure (Technology & Operations):
 - 454 ○ Conformance was not assessed

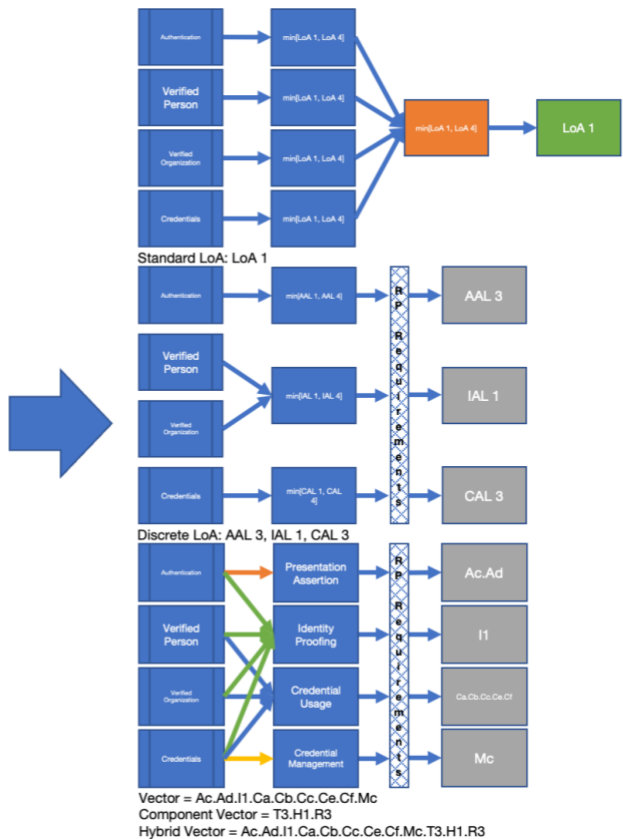
455 With this level of detail the *Relying Party* can clearly determine, based upon their own
456 priorities and risk tolerances, whether they can trust this transaction. Thus, they can
457 definitively answer the question, "Is this likely to be the person with whom I have been
458 previously transacting?".

459 **4. Concurrent Support for all Maturity** 460 **Models**

461 Our ability to carry the whistleblower example through all three models of maturity,
462 albeit with steadily improving results, foreshadows the PCTF's ability to support all three
463 models of maturity concurrently.

I1: Self-asserted, consistent over time
 Ca: Session cookies
 Cb: Known Device
 Cc: Shared secret
 Ce: Cryptographic asymmetric key
 Cf: Sealed hardware token
 Mc: Full proofing required for every issuance or rotation, revoked when suspicious activity detected
 Ac: Signed verifiable assertion, passed through a back channel
 Ad: Assertion encrypted in the Relying Party's key

 T3: Assessed at PCTF Authentication LOA 3 or AAL 3
 H1: Assessed at PCTF Identity LOA1 or IAL 1
 R3: Assessed at PCTF Credentials LOA 3 or CAL 3



464

465 **Figure 13: All three models of the PCTF Assurance Maturity Model and the**
 466 **whistleblower example (illustrative)**

467 The scheme depicted in Figure 13 gives Participants the flexibility to use any one of the
 468 three models described in this document. In addition, Participants in an Ecosystem can
 469 agree to present and/or receive a hybrid vector which will enable other Participants to
 470 evaluate the assurance level of a transaction using any of the three models. For
 471 example, the hybrid vector presented in Figure 13 can be interpreted in the following
 472 three ways:

- 473 1. **Traditional LOA (Model 1): LOA 1 = Min[T3 (Authentication LOA 3), H1 (Identity**
 474 **LOA 1), R3 (Credential LOA 3)]**
- 475 2. **Discrete LOA (Model 2): AAL 3; IAL 1; CAL 3 = T3(AAL 3).H1(IAL 1).R3(CAL**
 476 **3)**
- 477 3. **Vectors of Trust (Model 3): Ac.Ad.I1.Ca.Cb.Cc.Ce.Cf.Mc = T, H, and R PCTF**
 478 **Component elements ignored**

479 5. Mapping the Three Models

480 For further clarification a mapping of the three models of maturity follows. Though this
 481 mapping will help practitioners to work together, it is ultimately the *Relying Party* who

482 assesses their own level of risk and who makes the ultimate decision regarding whether
483 they can, or should, trust a transaction.

484 **Note:** These mappings are meant as illustrative examples and are not intended to
485 define strict equivalences. The results of any assessment in the context of PCTF should
486 be documented according to the PCTF Assessment Component and may include an
487 expression of assurance according to one or more of the assurance models presented
488 here.

489 In the tables to follow:

- 490 • “Traditional Assurance Model” provides the highest possible assurance level that
491 corresponds to the “Characteristics to Consider”.
- 492 • “Discrete Assurance Model” provides the highest possible assurance level that
493 corresponds to the “Characteristics to Consider”.
- 494 • “Vector Component” provides the PCTF Component Vector that corresponds to
495 the “Characteristics to Consider”.
- 496 • “Characteristics to Consider” documents significant characteristics of the system
497 or transaction that correspond to the values suggested in the other columns of
498 the same row.

499 As in the example above and in the section describing Model 1, the overall Traditional
500 LoA is calculated by taking the lowest Traditional LoA level evaluated for all assessed
501 components.

502 **Note:** Though all of the maps below include a mapping to Traditional LoA 4, not all
503 PCTF components include LoA 4 conformance criteria. Though the result is that it is
504 currently not possible for assessment of a Traditional LoA higher than 3 in those cases,
505 LoA 4 mappings were included to account for future enhancement of those
506 components.

507 5.1 PCTF Component Maps

508 5.1.1 Authentication Map

Traditional Assurance Model	Discrete Assurance Model	Vector Component	Characteristics to Consider
None Specified	None Specified	None Specified	<ul style="list-style-type: none">• No assessment of conformance to the PCTF Authentication conformance criteria has been made

None Specified	None Specified	T0	<ul style="list-style-type: none"> No authentication has been performed that conforms to any PCTF Authentication-defined LoA
LoA 1	AAL 1	T1	<ul style="list-style-type: none"> Authentication has been performed that conforms to PCTF Authentication LoA 1 conformance criteria
LoA 2	AAL 2	T2	<ul style="list-style-type: none"> Authentication has been performed that conforms to PCTF Authentication LoA 2 conformance criteria
LoA 3	AAL 3	T3	<ul style="list-style-type: none"> Authentication has been performed that conforms to PCTF Authentication LoA 3 conformance criteria
LoA 4	AAL 4	T4	<ul style="list-style-type: none"> Authentication has been performed that conforms to PCTF Authentication LoA 4 conformance criteria Note: PCTF Authentication Conformance Profile V1.0 does not define conformance criteria for LoA 4.

509 **Figure 14: Authentication Map**

510 **5.1.2 Verified Person Map**

Traditional Assurance Model	Discrete Assurance Model	Vector Component	Characteristics to Consider
None Specified	None Specified	None Specified	<ul style="list-style-type: none"> No PCTF Verified Person conformance criteria assessment was performed

None Specified	None Specified	H0	<ul style="list-style-type: none"> No Identity Proofing conforms to any PCTF Verified Person criteria
LoA 1	IAL 1	H1	<ul style="list-style-type: none"> Conforms to PCTF Verified Person LoA 1 conformance criteria
LoA 2	IAL 2	H2	<ul style="list-style-type: none"> Conforms to PCTF Verified Person LoA 2 conformance criteria
LoA 3	IAL 3	H3	<ul style="list-style-type: none"> Conforms to PCTF Verified Person LoA 3 conformance criteria
LoA 4	IAL 4	H4	<ul style="list-style-type: none"> Conforms to PCTF Verified Person LoA 4 conformance criteria Note: PCTF Verified Person Conformance Profile V1.0 does not define conformance criteria for LoA 4.

511 **Figure 15: Verified Person Map**

512 **5.1.3 Verified Organization Map**

Traditional Assurance Model	Discrete Assurance Model	Vector Component	Characteristics to Consider
None Specified	None Specified	None Specified	<ul style="list-style-type: none"> No PCTF Verified Organization conformance criteria assessment was performed
None Specified	None Specified	O0	<ul style="list-style-type: none"> No Identity Proofing conforms to any PCTF Verified Organization criteria

LoA 1	IAL1	O1	<ul style="list-style-type: none"> Conforms to PCTF Verified Organization LoA 1 conformance criteria
LoA 2	IAL2	O2	<ul style="list-style-type: none"> Conforms to PCTF Verified Organization LoA 2 conformance criteria
LoA 3	IAL3	O3	<ul style="list-style-type: none"> Conforms to PCTF Verified Organization LoA 3 conformance criteria
LoA 4	IAL4	O4	<ul style="list-style-type: none"> Conforms to PCTF Verified Organization LoA 4 conformance criteria Note: PCTF Verified Organization Conformance Profile V1.0 does not define conformance criteria for LoA 4.

513 **Figure 16: Verified Organization Map**

514

515

516

517 **5.1.4 Credential (Relationships & Attributes) Map**

Traditional Assurance Model	Discrete Assurance Model	Vector Component	Characteristics to Consider
None Specified	None Specified	None Specified	<ul style="list-style-type: none"> No assessment of conformance to the PCTF Credential (Relationships & Attributes) conformance criteria has been made

None Specified	None Specified	R0	<ul style="list-style-type: none"> No trusted processes conform to any PCTF Credential (Relationships & Attributes) CAL
LoA 1	CAL1	R1	<ul style="list-style-type: none"> Trusted processes conform to PCTF PCTF Credential (Relationships & Attributes) CAL1
LoA 2	CAL2	R2	<ul style="list-style-type: none"> Trusted processes conform to PCTF PCTF Credential (Relationships & Attributes) CAL2
LoA 3	CAL3	R3	<ul style="list-style-type: none"> Trusted processes conform to PCTF PCTF Credential (Relationships & Attributes) CAL3
LoA 4	CAL4	R4	<ul style="list-style-type: none"> Trusted processes conform to PCTF PCTF Credential (Relationships & Attributes) CAL4

518 **Figure 17: Credential (Relationships & Attributes) Map**

519

520 **5.1.5 Privacy Map**

Traditional Assurance Model	Discrete Assurance Model	Vector Component	Characteristics to Consider
None Specified	None Specified	None Specified	<ul style="list-style-type: none"> No assessment of conformance to the PCTF Privacy conformance criteria has been made

None Specified	None Specified	V0	<ul style="list-style-type: none"> The system does not conform to the PCTF Privacy conformance criteria
LoA3	AAL3, IAL3, CAL4	V1	<ul style="list-style-type: none"> The system does conform to the PCTF Privacy conformance criteria

521 **Figure 18: Privacy Map**

522 **Note:** PCTF Privacy does not define levels of assurance. When Privacy is considered in
 523 an assessment, a system that does not conform cannot document a conforming level of
 524 assurance using the Traditional Assurance Model or the Discrete Assurance Model.

525 **5.1.6 Notice & Consent Map**

Traditional Assurance Model	Discrete Assurance Model	Vector Component	Characteristics to Consider
None Specified	None Specified	None Specified	<ul style="list-style-type: none"> No assessment of conformance to the PCTF Notice & Consent conformance criteria has been made
None Specified	None Specified	N0	<ul style="list-style-type: none"> The system does not conform to the PCTF Notice & Consent conformance criteria
LoA3	AAL3, IAL3, CAL4	N1	<ul style="list-style-type: none"> The system does conform to the PCTF Notice & Consent conformance criteria

526 **Figure 19: Notice & Consent Map**

527 **Note:** PCTF Notice & Consent does not define levels of assurance. When Notice &
 528 Consent is considered in an assessment, a system that does not conform cannot
 529 document a conforming level of assurance using the Traditional Assurance Model or the
 530 Discrete Assurance Model.

531 **5.1.7 Infrastructure (Technology & Operations) Map**

Traditional Assurance Model	Discrete Assurance Model	Vector Component	Characteristics to Consider
None Specified	None Specified	None Specified	<ul style="list-style-type: none"> No assessment of conformance to the PCTF Infrastructure (Technology & Operations) conformance criteria has been made
None Specified	None Specified	S0	<ul style="list-style-type: none"> The system does not conform to the PCTF Infrastructure (Technology & Operations) conformance criteria
LoA3	AAL3, IAL3, CAL4	S1	<ul style="list-style-type: none"> The system does conform to the PCTF Infrastructure (Technology & Operations) conformance criteria

532 **Figure 20: Infrastructure (Technology & Operations) Map**

533 **Note:** PCTF Infrastructure (Technology & Operations) does not define levels of
 534 assurance. When Infrastructure (Technology & Operations) is considered in an
 535 assessment, a system that does not conform cannot document a conforming level of
 536 assurance using the Traditional Assurance Model or the Discrete Assurance Model.

537 **5.2 New Vectors of Trust Maps**

538 **Note:** Whereas Traditional LOA and Discrete LOA assurance levels are subsumptive
 539 (i.e., higher levels are inherently stronger than lower levels and conform to all of the
 540 lower levels' criteria), Vectors of Trust are not inherently subsumptive. Thus, higher
 541 numeric designators or alphabetically-subsequent alpha designators should not, on their
 542 own, be interpreted as an indication of the strength of the element.

543 **5.2.1 Identity Assurance**

544 The primary identity assurance component of this vector definition represents the
 545 results of assessment against the Verified Person, Verified Organization, or the lesser
 546 LOA of the assessment of both those components. Only one distinct value from this
 547 category may be used in a single transaction. This component is intended to align with

548 the Vectors of Trust Default Component Value Definitions specified in Appendix A,
 549 section A.1 of RFC8485. This component may not be included in a vector if no
 550 assessment has been done with the PCTF Verified Person or Verified Organization
 551 components, or such an assessment has found that no defined *Level of Assurance* has
 552 been met (a condition that should be documented as “I0”).

553 **5.2.2 Identity Assurance Map**

Traditional Assurance Level	Discrete Assurance Level	Vector ID	Common Characteristics	Vector ID Defining Characteristics
N/A	N/A	I0		No proofing; No persistent session data
LoA 1	IAL 1	I1	<p>Satisfies all Level 1 Conformance Criteria of Verified Person, Verified Organization, or – if both are assessed – both such components.</p> <ul style="list-style-type: none"> •Little or no confidence required <p>Attributes are self-asserted but consistent over time</p> <p>Potentially pseudonymous</p>	Self-asserted, consistent over time
LoA 2	IAL 2	I2	<p>Satisfies all Level 2 Conformance Criteria of Verified Person, Verified Organization, or – if both are assessed – both such components.</p> <ul style="list-style-type: none"> •Some confidence required <p>Identity has been proofed either in person or remotely using trusted mechanisms</p>	Identity proofed in person or remotely via a trusted mechanism

LoA 3	IAL 3	I3	<p>Satisfies all Level 3 Conformance Criteria of Verified Person, Verified Organization, or – if both are assessed – both such components.</p> <ul style="list-style-type: none"> •High confidence required <p>There is a binding relationship between the identity provider and the identified party</p>	Binding relationship between the identity provider and the party
-------	-------	----	--	--

554 **Figure 21: Identity Assurance Map**

555 **5.2.3 Primary Credential Usage**

556 The primary credential usage component of this vector definition represents distinct
557 categories of primary credential that may be used together in a single transaction. When
558 appropriate, multiple distinct values from this category may be used in a single
559 transaction. This component is intended to align with the Vectors of Trust Default
560 Component Value Definitions specified in Appendix A, section A.2 of RFC8485. This
561 component may not be included in a vector if no assessment has been done with the
562 PCTF Authentication component, or such an assessment has found that no defined
563 Level of Assurance has been met (a condition that should be documented as “T0”).

564 **5.2.4 Primary Credential Usage Map**

Traditional Assurance Level	Discrete Assurance Level	Corresponding Vector ID	Common Characteristics	Vector ID Defining Characteristics
N/A	N/A	C0		No credential is used; anonymous public service
LoA 1	AAL 1	Ca	Satisfies all Level 1 Authentication	Simple session HTTP cookies (with nothing else)

LoA 1	AAL 1	Cb	<p>Conformance Criteria</p> <p>Little confidence required that an <i>Entity</i> has maintained control over Authenticator Validation Data that has been entrusted to them and that the data has not been compromised</p>	Known device, such as those indicated through device posture or device management systems
LoA 2	AAL 2	Cc	<ul style="list-style-type: none"> •Satisfies all Level 2 Authentication Conformance Criteria 	Shared secret, such as a username and password combination
LoA 2	AAL 2	Cd	<ul style="list-style-type: none"> •Some confidence required that an <i>Entity</i> has maintained control over Authenticator Validation Data that has been entrusted to them and that the data has not been compromised 	Cryptographic proof of key possession using shared key
LoA 3	AAL 3	Ce	<ul style="list-style-type: none"> •Satisfies all Level 3 Authentication Conformance Criteria •High confidence required that an <i>Entity</i> has maintained control over Authenticator Validation Data that has been entrusted to them and that the data has not been compromised 	Cryptographic proof of key possession using asymmetric key

LoA 4	AAL 4	Cf	•Satisfies all Level 4 Authentication Conformance Criteria	Sealed hardware token / keys stored in a trusted platform module
LoA 4	AAL 4	Cg	•Very high confidence required that an <i>Entity</i> has maintained control over Authenticator Validation Data that has been entrusted to them and that the data has not been compromised	Locally verified biometric

565 **Figure 22: Credential Assurance Map**

566 **5.2.5 Primary Credential Management**

567 The primary credential management component of this vector definition represents
568 distinct categories of management that may be considered separately or together in a
569 single transaction. When appropriate, multiple distinct values from this category may be
570 used in a single transaction. This component is intended to align with the Vectors of
571 Trust Default Component Value Definitions specified in Appendix A, section A.3 of
572 RFC8485. This component may not be included in a vector if no assessment has been
573 done with the PCTF Authentication component, or such an assessment has found that
574 no defined *Level of Assurance* has been met (a condition that should be documented as
575 “T0”). The *Level of Assurance* resulting from the Authentication assessment should be
576 expressed in the same vector with a “T” component.

577 **5.2.6 Credential Management Map**

Traditional Assurance Level	Discrete Assurance Level	Corresponding Vector ID	Common Characteristics	Vector ID Defining Characteristics
-----------------------------	--------------------------	-------------------------	------------------------	------------------------------------

LoA 1	CAL 1	Ma	<p>Satisfies all Level 1 Authentication or Credentials (Relationships and Attributes) Conformance Criteria</p> <p>Little confidence required that an <i>Entity</i> has maintained control over Authenticator Validation Data that has been entrusted to them and that the Credential has not been compromised</p>	<p>Self-asserted primary <i>Authenticator</i> (user chooses their own credentials and must rotate or revoke them manually); no additional verification for primary credential issuance or rotation</p>
LoA 2	CAL 2	Mb	<p>Satisfies all Level 2 Authentication or Credentials (Relationships and Attributes) Conformance Criteria</p> <p>Some confidence required that an <i>Entity</i> has maintained control over a Authenticator Validation Data that has been entrusted to them and that the Credential has not been compromised</p>	<p>Remote issuance and rotation; use of backup recover credentials (such as email verification); deletion on user request</p>

LoA 3	CAL 3	Mc	<p>Satisfies all Level 3 Authentication or Credentials (Relationships and Attributes) Conformance Criteria</p> <p>High confidence required that an <i>Entity</i> has maintained control over a Authenticator Validation Data that has been entrusted to them and that the Credential has not been compromised</p>	<p>Full proofing required for each issuance and rotation; revocation upon suspicious activity detection</p>
-------	-------	----	---	---

578 **Figure 23: Credential Usage Map**

579 **5.2.7 Assertion Presentation**

580 The assertion presentation component of this vector definition represents distinct
581 categories of assertion that are recommended to be used in a presumptive manner but
582 may be used together. When appropriate, multiple distinct values from this category
583 may be used in a single transaction. This component is intended to align with the
584 Vectors of Trust Default Component Value Definitions specified in Appendix A, section
585 A.4 of RFC8485. This component may not be included in a vector if no assessment has
586 been done with the PCTF Authentication component, or such an assessment has found
587 that no defined *Level of Assurance* has been met (a condition that should be
588 documented as “T0”). The *Level of Assurance* resulting from the Authentication
589 assessment should be expressed in the same vector with a “T” component.

590 **Note:** The PCTF does not currently provide conformance criteria to guide the selection
591 of appropriate values to include for the Assertion Presentation component. An assessor
592 may rely on the set of information security guidelines and controls identified for
593 conformance with BASE 6 and/or BASE 7 in the Authentication Conformance Profile.

594 **5.2.8 Presentation Assurance Map**

Traditional Assurance Level	Discrete Assurance Level	Corresponding Vector ID	Common Characteristics	Vector ID Defining Characteristics
-----------------------------	--------------------------	-------------------------	------------------------	------------------------------------

LoA 1	PAL 1 FAL 1 (NIST)	Aa	Satisfies the criteria in BASE 6 of the Authentication conformance criteria	No protection; unsigned bearer identifier (e.g., HTTP session cookie in a web browser)
LoA 2	PAL 2 FAL 2 (NIST)	Ab	Satisfies the criteria in BASE 7 of the Authentication conformance criteria	Signed and verifiable assertion, passed through the user agent (web browser)
LoA 2	PAL 2 FAL 2 (NIST)	Ac	Satisfies the criteria in BASE 7 of the Authentication conformance criteria	Signed and verifiable assertion; passed through a back channel
LoA 2	PAL 2 FAL 2 (NIST)	Ad	Satisfies the criteria in BASE 7 of the Authentication conformance criteria	Assertion encrypted to the <i>Relying Party's</i> key

595 **Figure 24: Presentation Assurance Map**

596 **6. Risk Evaluation**

597 Figure 25 contains an enumeration of risks commonly used to assess the *Level of*
598 *Assurance* required for a specific digital interaction. It should be noted that this table is
599 meant to be illustrative in nature. It is not intended to be exhaustive, nor is it meant to be
600 directive. Accordingly, this table is not presenting additional conformance criteria and
601 does not have to be used as part of an assessment. *Relying Parties* must evaluate the
602 potential risks and harms they are likely to face, and assess the levels of risk they are
603 willing to accept for a specific transaction within their operational context. As such,
604 some of the illustrative criteria uses terminology that is subject to interpretation (e.g.,
605 “high”, “medium”, “low”). This enables practitioners to establish a risk profile that is
606 commensurate with their ministry, department, or type of business. For example, a large
607 financial institution may consider the risk of losing \$100,000 as “limited” or “low”
608 whereas a risk of that size may be “severe” or “high” for a small business, startup, or
609 individual.

610 Since the risk levels are a function of a *Relying Party's* unique circumstances and any
 611 policy, legislation, and/or regulation they are subject to, it is incumbent upon the *Relying*
 612 *Party* to explicitly document their risk tolerance. This will ensure that risk controls are
 613 consistently implemented and that they are neither too lenient, nor too stringent
 614 regardless of the persons who implement them. It will also ensure the controls are fairly
 615 assessed when audited. These risks should also be documented so they are evident to,
 616 and clearly understandable by, *Entities* with whom they interact.

617 Figure 25 contains an illustrative table risks to help *Relying Parties* understand how they
 618 can evaluate their own risks and make a determination of the LoA they require.

Impact Category	Assurance Level Required			
	LoA 1 or equivalent	LoA 2 or equivalent	LoA 3 or equivalent	LoA 4 or equivalent
Inconvenience, distress, damage to standing or reputation	At worst, limited, short-term inconvenience, distress, embarrassment or damage to the standing or reputation of any party	At worst, serious short-term or limited long-term inconvenience, distress or damage to the standing or reputation of any party	Severe or serious long-term inconvenience, distress or damage to the standing or reputation of any party (ordinarily reserved for situations with severe effects or which affect many individuals)	A severe and permanent inconvenience, distress or damage to the standing or reputation of any party
Financial loss	At worst, an insignificant or inconsequential financial loss to any party, or at worst an inconsequential liability	At worst, a serious financial loss to any party, or a serious liability	A severe financial loss to any party, or a severe liability	A catastrophic financial loss to any party, or a catastrophic liability

<p>Harm to a program or public interest</p>	<p>At worst, a limited adverse effect on organizational operations or assets or government organization, program, asset or the public interest</p> <p>(e.g., mission capability degradation to the extent and duration that the organization is able to perform its primary functions with noticeably reduced effectiveness; minor damage to organizational assets or public interests)</p>	<p>At worst, a serious adverse effect on organizational operations or assets or government organization, program, asset or the public interest</p> <p>(e.g., significant mission capability degradation to the extent and duration that the organization is able to perform its primary functions with significantly reduced effectiveness; significant damage to organizational assets or public interests)</p>	<p>A severe adverse effect on organizational operations or assets or government organization, program, asset or the public interest</p> <p>(e.g., severe mission capability degradation or loss of to the extent and duration that the organization is unable to perform one or more of its primary functions; major damage to organizational assets or public interests)</p>	<p>A catastrophic adverse effect on organizational operations or assets or government organization, program, asset or the public interest</p> <p>(e.g., catastrophic mission capability degradation or loss of to the extent and duration that the organization is unable to perform its primary functions; catastrophic damage to organizational assets or public interests)</p>
--	---	--	---	---

<p>Unauthorized release of sensitive personal or commercial information</p>	<p>At worst, a limited release of personal information or commercially sensitive information to unauthorized parties, or breach of privacy, resulting in a loss of confidentiality with a low impact</p>	<p>At worst, a release of personal information or commercially sensitive information to unauthorized parties, or breach of privacy, resulting in a moderate impact</p>	<p>A release of personal information or commercially sensitive information to unauthorized parties, or breach of privacy, resulting in a serious impact</p>	<p>A release of personal information or commercially sensitive information to unauthorized parties, or breach of privacy, resulting in a catastrophic impact</p>
<p>Unauthorized release of sensitive government information</p>	<p>A loss of confidentiality with a low impact</p>	<p>A limited adverse effect on organizational operations and assets due to a loss of confidentiality resulting from the release of sensitive government information to unauthorized parties</p>	<p>A serious adverse effect on organizational operations and assets due to a loss of confidentiality resulting from the release of sensitive government information to unauthorized parties</p>	<p>A catastrophic effect on organizational operations and assets due to a loss of confidentiality resulting from the release of sensitive government information to unauthorized parties</p>

<p>Civil or criminal violations</p>	<p>Private sector: At worst, a risk of civil or criminal violations of a nature that would not ordinarily be subject to enforcement efforts</p> <p>Public sector: Any compromise involving a legal violation is assessed at a minimum of Level 2</p>	<p>A civil or criminal violation that may have minor consequences and that may be subject to enforcement efforts</p>	<p>A civil or criminal violation that may have serious consequences that are of importance to enforcement programs</p>	<p>A violation that may have exceptionally grave consequences that are of special importance to enforcement programs</p>
<p>Personal health and safety</p>	<p>Private sector: At worst, minor injury not requiring medical treatment</p> <p>Public sector: Any compromise health and safety is assessed at minimum of Level 2</p>	<p>Private sector: At worst, moderate risk of minor injury or limited risk of injury requiring medical treatment</p> <p>Public sector: A minor personal injury not requiring medical attention</p>	<p>Private sector: At worst, a low risk of serious injury or death</p> <p>Public sector: A personal injury requiring medical attention</p>	<p>Risk of serious personal injury or death</p>

National interest	(Any compromise involving the national interest is assessed at a minimum of Level 2)	A disadvantage to the national interest	An injury to the national interest	A serious or exceptionally grave injury to the national interest
--------------------------	--	---	------------------------------------	--

619 **Figure 25: Risk Evaluation (Illustrative)**

620 **7. References**

621 This section lists key external standards, guidelines, and other documents referenced in
622 creation of this PCTF module.

623 **Note**

- 624 • Where applicable, only the version or release number specified herein applies.

625 This component of the PCTF leverages the skills, experience, and lessons learned of
626 other organizations working to improve this domain, and has taken into consideration
627 material from the following sources:

- 628 • Internet Engineering Task Force (IETF): Request for Comments 8485, Vectors of
629 Trust <<https://www.rfc-editor.org/info/rfc8485>>
- 630 • U.S. Department of Commerce, National Institute of Standards and Technology:
631 NIST Special Publication 800-63-3 Digital Identity Guidelines
632 <<https://pages.nist.gov/800-63-3/sp800-63-3.html>>
- 633 • Government of Canada, Treasury Board of Canada Secretariat: Public Sector
634 Profile of the Pan-Canadian Trust Framework Version 1.1
635 <<https://canada-ca.github.io/PCTF-CCP/>>
- 636 • [TBS Guidelines on Identity Assurance](#)
- 637 • World Wide Web Consortium (W3C): Verifiable Credentials Data Model 1.0
638 <<https://www.w3.org/TR/vc-data-model/>>

639 **8. PCTF Vectors of Trust Standard**
640 **Specification**

641 **8.1 Trustmark URL**

642 The URL for the DIACC PCTF Vectors of Trust Trustmark is <to be determined>. The
643 value of the vtm field shall be <the same to be determined value>.

644 **8.2 Vectors of Trust Component Registry**

645 This specification adds the following values to the "Vector of Trust Components" registry
646 established by [[RFC8485](#)] for use with the DIACC PCTF Vectors of Trust Trustmark.

- 647 • Demarcator Symbol: I
- 648 • Description: Identity Proofing
- 649 • Change Controller: [DIACC](#)
- 650 • Specification document(s): [PCTF Assurance Maturity Model]
- 651 • Demarcator Symbol: C
- 652 • Description: Credential Usage
- 653 • Change Controller: [DIACC](#)
- 654 • Specification document(s): [PCTF Assurance Maturity Model]
- 655 • Demarcator Symbol: M
- 656 • Description: Credential Management
- 657 • Change Controller: [DIACC](#)
- 658 • Specification document(s): [PCTF Assurance Maturity Model]
- 659 • Demarcator Symbol: A
- 660 • Description: Presentation
- 661 • Change Controller: [DIACC](#)
- 662 • Specification document(s): [PCTF Assurance Maturity Model]
- 663 • Demarcator Symbol: T
- 664 • Description: Authentication
- 665 • Change Controller: [DIACC](#)
- 666 • Specification document(s): [[Authentication Component Overview](#)] and
667 [[Authentication Conformance Profile](#)]

- 668 • Demarcator Symbol: P
- 669 • Description: Verified Person
- 670 • Change Controller: [DIACC](#)
- 671 • Specification document(s): [[Verified Person Component Overview](#)] and [[Verified](#)
672 [Person Conformance Profile](#)]

- 673 • Demarcator Symbol: O
- 674 • Description: Verified Organization
- 675 • Change Controller: [DIACC](#)
- 676 • Specification document(s): [[Verified Organization Component Overview](#)] and
677 [[Verified Organization Conformance Profile](#)]

- 678 • Demarcator Symbol: R
- 679 • Description: Credentials (Relationships & Attributes)
- 680 • Change Controller: [DIACC](#)

- 681 • Specification document(s): [[Credentials \(Relationships & Attributes\) Component Overview](#)] and [[Credentials \(Relationships & Attributes\) Conformance Profile](#)]
- 682
- 683 • Demarcator Symbol: V
- 684 • Description: Privacy
- 685 • Change Controller: [DIACC](#)
- 686 • Specification document(s): [[Privacy Component Overview](#)] and [[Privacy Conformance Profile](#)]
- 687
- 688 • Demarcator Symbol: N
- 689 • Description: Notice & Consent
- 690 • Change Controller: [DIACC](#)
- 691 • Specification document(s): [[Notice & Consent Component Overview](#)] and [[Notice & Consent Conformance Profile](#)]
- 692
- 693 • Demarcator Symbol: S
- 694 • Description: Infrastructure (Technology & Operations)
- 695 • Change Controller: [DIACC](#)
- 696 • Specification document(s): [[Infrastructure \(Technology & Operations\) Component Overview](#)] and [[Infrastructure \(Technology & Operations\) Conformance Profile](#)]
- 697

698 9. Revision History

Version	Date	Author	Comment
0.01	2020-09-29	PCTF Editing Team	Initial draft
0.02	2021-01-29	Design Team	Address comments received from initial TFEC review
0.03	2021-05-17	Design Team	Align Vectors of Trust section with current PCTF components and additional updates from Design Team review
1.0	2021-06-09	Design Team	Approved by the TFEC as a Draft Recommendation V1.0

699